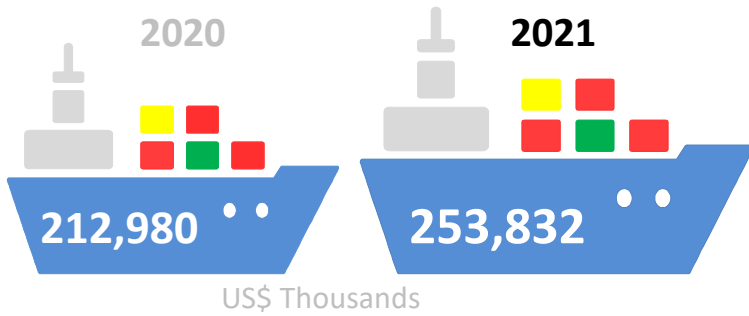


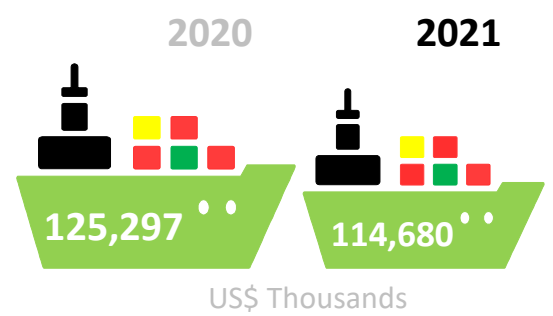
FSM MERCHANDISE TRADE

Release Date: September 18, 2023
FSMDS Release No: 23.01


IMPORTS



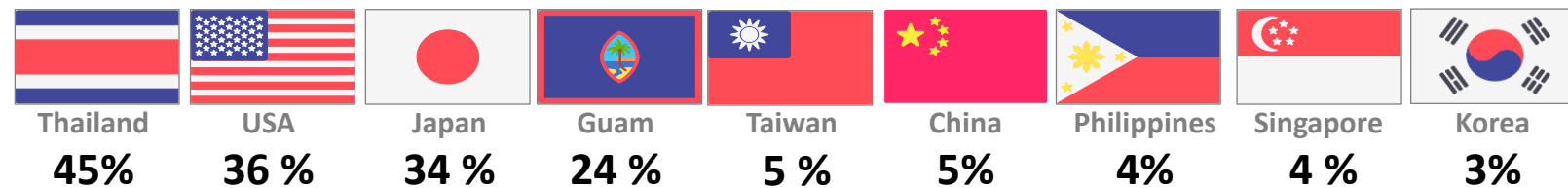
EXPORTS



MAJOR COMMODITY SHARE 2021



MAJOR TRADING PARTNERS 2021



*Percentages add up to more than 150% because it includes both imports and export partners

TRADE BALANCE 2012 – 2021

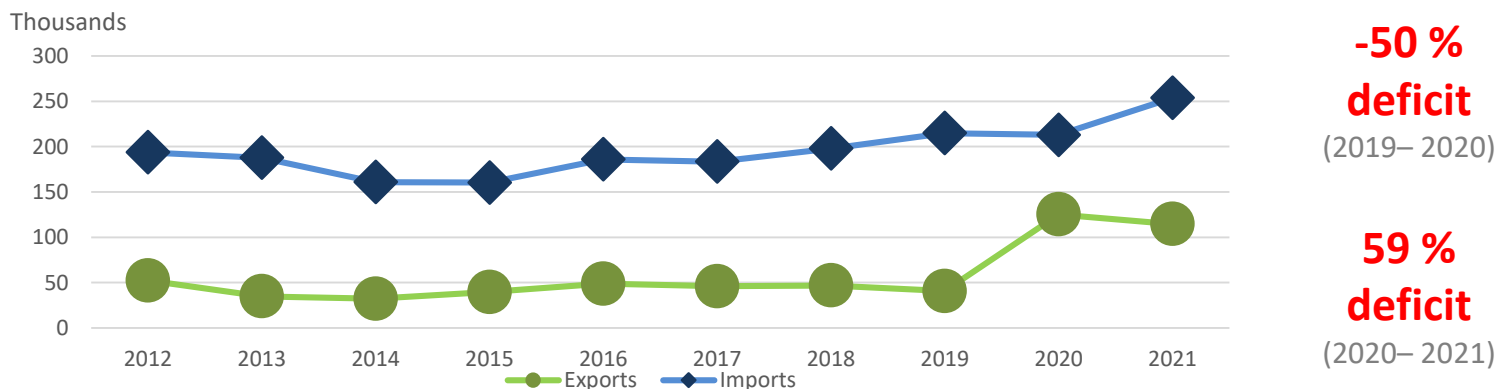


Table A. Balance of Trade (\$000), All Items

Period	Exports FOB			Imports CIF	Trade Balance
	Exports	Re-exports	Total		
2012	45,090	7,143	52,233	193,645	-141,412
2013	27,714	7,145	34,859	187,692	-152,833
2014	25,023	7,118	32,141	160,885	-128,744
2015	32,832	6,743	39,575	160,336	-120,761
2016	41,120	7,605	48,725	185,995	-137,271
2017	39,152	6,829	45,981	183,419	-137,438
2018	38,956	7,814	46,770	197,980	-151,210
2019 P	30,003	10,591	40,594	214,996	-174,402
2020 P	123,301	1,996	125,297	212,980	-87,683
2021 P	110,557	4,123	114,680	253,832	-139,152

Table B1. Top Items of Export (USD\$000), 2019-2021

Items	2019 p	2020 p	2021 p
Total exports	40,594	125,297	114,680
Top items total	39,066	124,982	114,364
Offshore fish: tuna	24,588	121,216	108,558
Reexports of fuel	10,591	1,996	4,123
Betel Nut	2,624	526	169
Kava	593	519	485
Reef Fish	366	402	616
Live Clams	304	323	413

Table B2. Top Items of Import (USD\$000), 2019-2021

Items	2019 p	2020 p	2021 p
Total imports	214,996	212,980	253,832
Top items total	70,201	55,640	86,301
Fuel	35,162	23,918	48,665
Motor Vehicles	11,261	9,360	12,785
Poultry Meat	7,562	7,217	7,707
Rice	6,867	6,296	6,686
Beer	5,601	5,202	6,193
Bread, Pastry	3,748	3,647	4,265

Table C. Major Export Destinations (USD\$000)

2019 p		2020 p		2021 p	
TOTAL	\$ 40,594	TOTAL	\$ 125,297	TOTAL	\$ 114,680
Thailand	\$ 16,382	Japan	\$ 62,989	Thailand	\$ 51,899
Taiwan	\$ 8,198	Thailand	\$ 40,317	Japan	\$ 39,473
Guam	\$ 2,524	Philippines	\$ 8,291	China	\$ 5,541
U.S Mainland	\$ 1,174	Vietnam	\$ 4,848	Taiwan	\$ 5,514
CNMI	\$ 736	Taiwan	\$ 3,708	Philippines	\$ 4,968

Table D. Countries of Imports (USD\$000)

2019 p		2020 p		2021 p	
Countries	Amount	Countries	Amount	Countries	Amount
TOTAL	\$ 214,996	TOTAL	\$ 212,980	TOTAL	\$ 253,832
U.S Mainland	\$ 75,666	U.S Mainland	\$ 75,886	U.S Mainland	\$ 91,545
Guam	\$ 37,695	Japan	\$ 35,927	Guam	\$ 60,925
Japan	\$ 18,231	Guam	\$ 26,347	Japan	\$ 23,757
Philippines	\$ 9,777	China	\$ 12,901	Singapore	\$ 11,079
Singapore	\$ 9,312	Singapore	\$ 10,401	Philippines	\$ 10,908