

STATISTICAL NEWS

FSMDS Release No: 22.02

21 December 2022

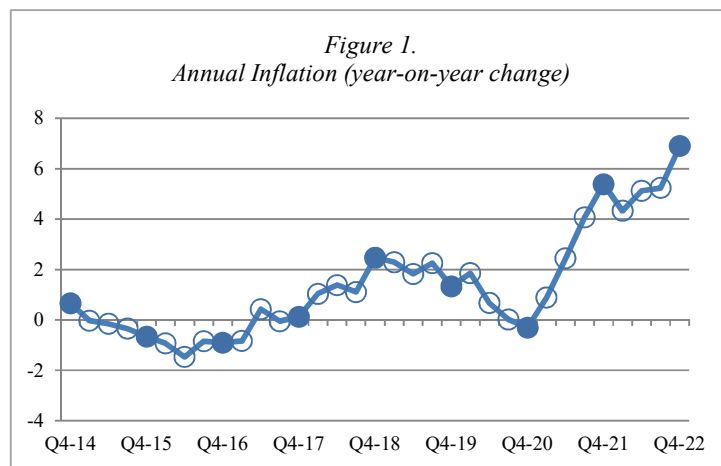
Consumer Price Index Statistics

This release gives information on changes in the Consumer Price Index (CPI) for the Federated States of Micronesia (FSM) and the four states - Chuuk, Kosrae, Pohnpei and Yap. Appendix 1 contains the detailed tables for FSM and the four states.

Annual Inflation

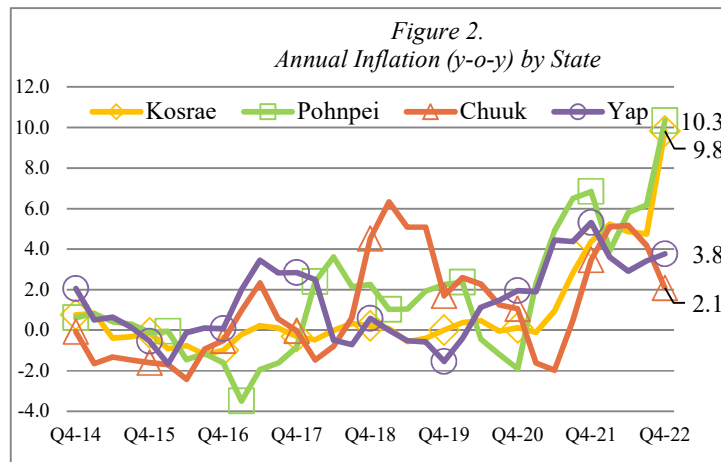
In this 4th quarter of 2022, the annual inflation for *All Groups* increased to 6.9%. In the same quarter of the previous year the rate was 5.4%, indicating an increase of 1.5 percentage points (Figure 1).

The largest contribution to the annual inflation for 4th quarter 2022 came from the *Transport* division, which increased by 18.8% compared to the same quarter in the previous year (Figure 3).



Annual inflation rates increased for all the four states in 4th quarter of 2022 (Figure 2). The highest inflation rate was recorded in Pohnpei at 10.3%, followed by Kosrae at 9.8%, Yap at 3.8% and Chuuk at 2.1%.

The high inflation rates in all four states were driven by the increasing prices in the *Transport* division, with Pohnpei at 24.0%, Kosrae at 22.4%, Chuuk at 11.9% and Yap 9.3% (Appendix 1, Table 3).



Contributions to inflation

The details of the price changes are presented here, comparing the changes between 2021 and 2022 (Figure 3) and the items/products driving these changes (Figure 4).

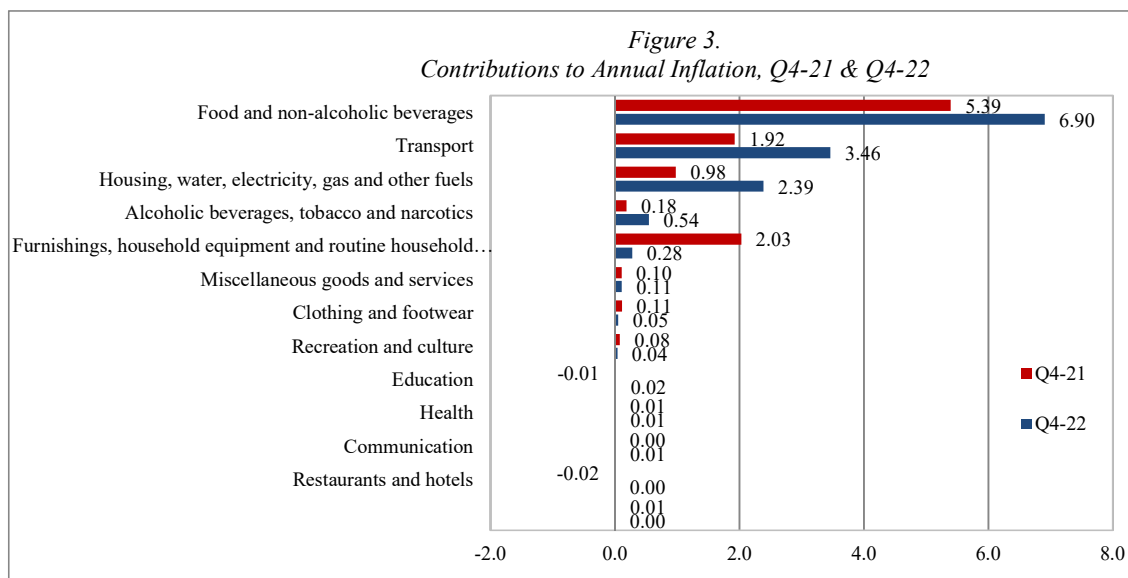


Figure 4.
Contribution to Annual Inflation, Q4-22

Division	% of Contribution to Change	Comments
<i>All Items</i>	6.90%	<i>Sum=All Groups % Change</i>
Food and non-alcoholic beverages	3.46%	Higher prices were recorded for eggs, fresh tuna, potatoes, onions, reef fish and ice cream.
Alcoholic beverages, tobacco and narcotics	0.28%	Higher prices were recorded for betelnut and cigarette.
Clothing and footwear	0.04%	Higher prices were recorded for shoes, laundromat, and zorries.
Housing, water, electricity and gas	0.54%	Higher Prices were recorded for kerosene, lumber and fuel mix.
Furnishings and household equipment	0.11%	Higher prices were recorded for fans, mattresses, detergents, bleaches, freezers and batteries.
Health	0.01%	Higher prices were recorded for prescription medicine.
Transport	2.39%	Higher prices were recorded for gasoline, automobile services, taxi, motor oil and cars.
Communication	0.002%	Higher prices of were recorded for cell phones
Recreation and culture	0.02%	Higher prices were recorded for TV sets and laptops
Education	0.01%	Higher Prices were recorded for tuition fees for primary schools
Restaurants and hotels	0.00%	No prices changes were recorded for this division
Miscellaneous goods and services	0.05%	Higher prices were recorded for baby oil, deodorants, shampoo, and soap.

Appendix 1: Detailed tables

Table 1	Indexes by COICOP category and state
Table 2	Quarterly changes by COICOP category and state
Table 3	Annual changes by COICOP category and state
Table 4	Quarterly contributions by COICOP category and state
Table 5	Annual contributions by COICOP category and state

For further information please contact Ms. Gienah Narruhn or Ms. Sharon Pelep at 320 2646/5133/2620.

/s/

Brihmer S. Johnson
Assistant Secretary for Statistics